

The **technology** you desire;  
The **expertise** you require.



The Commercial Registry provides a full list of International financial services that include the registration of the following:

**Foundations    Cooperative Societies    Trade Unions    Companies**

\* International Business Company IBC \* Anguilla Business Company ABC \*

\* Limited Liability Company LLC \* Limited Partnership LP \*

\* Intellectual Property \* Trademarks \* Patents \* Copyrights \* Industrial Design \*

The Government of Anguilla Commercial Registry  
The Secretariat, P.O. Box 60, The Valley, Anguilla, BWI AI-2640

Tel: +1 264-497-3881 | Fax: +1 264-497-8053 | [www.commercialregistry.ai](http://www.commercialregistry.ai)



# ANGUILLA COMMERCIAL REGISTRY

## REGISTRATIONS

Incorporations for the period ending December 31, 2017 totaled (349) representing a 3% increase in comparison to the total incorporations for the same period in 2016 (339) **(Table 4)** bringing the total incorporations to date to (4275) **(Table 5)**.

Offshore agents Incorporations for the period totaled (154), of which International Business Company IBC totaled (152), Continued in International Business Company CONIBC totaled (2), continued in limited liability company CONLLC (0), Foundations (0) were registered for the period **(Table 6)**.

For the period ending December 31, 2017 onshore agent's incorporations totaled (195), of which International Business Company IBC totaled (179), continued in international business company CONIBC totaled (7), company act company CAC totaled (4), continued in company act company CONCAC totaled (0), foreign FCREGN totaled (2), limited liability company LLC totaled (3), Foundations totaled (0), continued in limited liability companies CONLLC (0) were registered for the period **(Table 7)**.

Strike off action for the period ending December 31, 2017 totaled (54), of which International Business Company IBC (30), company act company CAC (2), departures (16), limited liability company LLC (6) cancelation for the period in review bringing the YTD total (1959) **(Table 8)**

Revivals and Restorations for the period ending December 31, 2017 totaled (26), of which Company act company CAC (1) revived, International Business Company IBC (25) restored, limited liability company LLC (1) revived bringing the YTD total (257) **(Table 9)**.

The Intellectual Property registrations for the period ending December 31, 2017 totaled (15) of which Trademark local marks (13) were registered bringing the YTD total to (102). Trademark UK marks (0) were registered bringing the YTD total to (12). Patents registrations for the month totaled (2) bringing the YTD total to (19). A graphic representation can be found below **(Figure 10)**.

## TRAVEL

No travel was carried out by commercial Registry staff for the month in review.



# ANGUILLA COMMERCIAL REGISTRY

## The Economic Picture and Outlook:

### REVENUE

Total revenue earned for the period December 31, 2017 was \$1,182,621.50 bringing the total revenue YTD \$10,691,132.15 (**Table 1**).

The Registry's December 2017 revenue of \$1,182,621.50 was earned from annual fees, \$1,023,339.08 or 86%, company registrations & docs \$46,374.02 or 4%, any other documents \$102,854.53 or 9%, trademarks \$9,113.00 or 1%, patents \$940.87 or 0%, makeup the total revenue earned (**Figure 1**).

### EXPENSES

For the period ending December 31, 2017 the total expenditure was \$45,496.71 bringing the total expenditure YTD \$1,298,868.56 (**Table 2**).

The Registry's December 2017 expenditure was absorbed by personal emoluments 71%, supplies & material 16%, maintenance services 10%, hosting & entertainment 2%, allowances 1% makeup the total expenditure for the review period (**Figure2**).

In December the Registry characterized the activity as “**admirable**”.



# ANGUILLA COMMERCIAL REGISTRY

As of December 31, 2017  
(Expressed in the Eastern Caribbean Dollar XCD)

Revenues	December \$	YTD \$
Annual fees	1,023,339.08	8,252,736.28
Company registrations and documents	46,374.02	1,369,291.12
Any other documents	102,854.53	841,937.12
ACORN Administration fees	-	-
Patents	940.87	39,516.54
Trademarks	9,113.00	158,201.85
Registered Agent/Office Fee	-	-
	<b><u>1,182,621.50</u></b>	<b><u>10,691,132.15</u></b>

## Monthly Revenue

January	652,367.72
February	720,099.91
March	1,547,704.87
April	754,609.50
May	588,058.67
June	1,338,981.38
July	762,325.36
August	783,667.04
September	771,997.41
October	959,474.89
November	629,223.98
December	1,182,621.50
	<b><u>10,691,132.15</u></b>

**Total Revenue YTD**

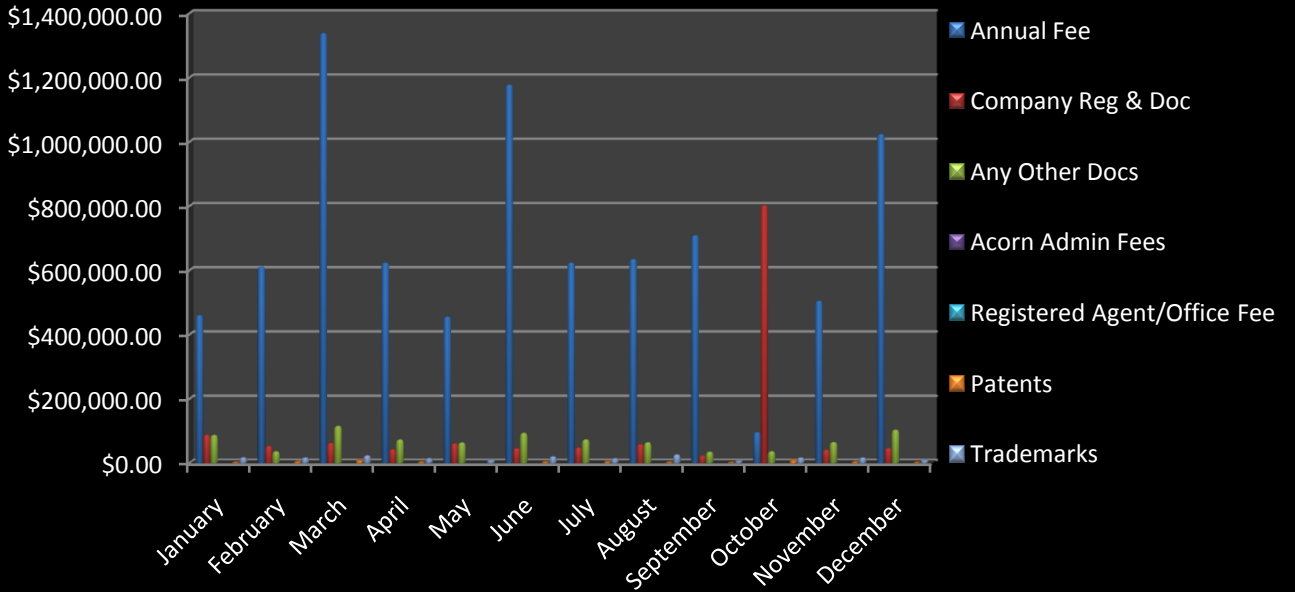
**Table 1** Revenue Analysis





# ANGUILLA COMMERCIAL REGISTRY

## Monthly Comparison Revenue Analysis



## December 2017 Revenue Analysis

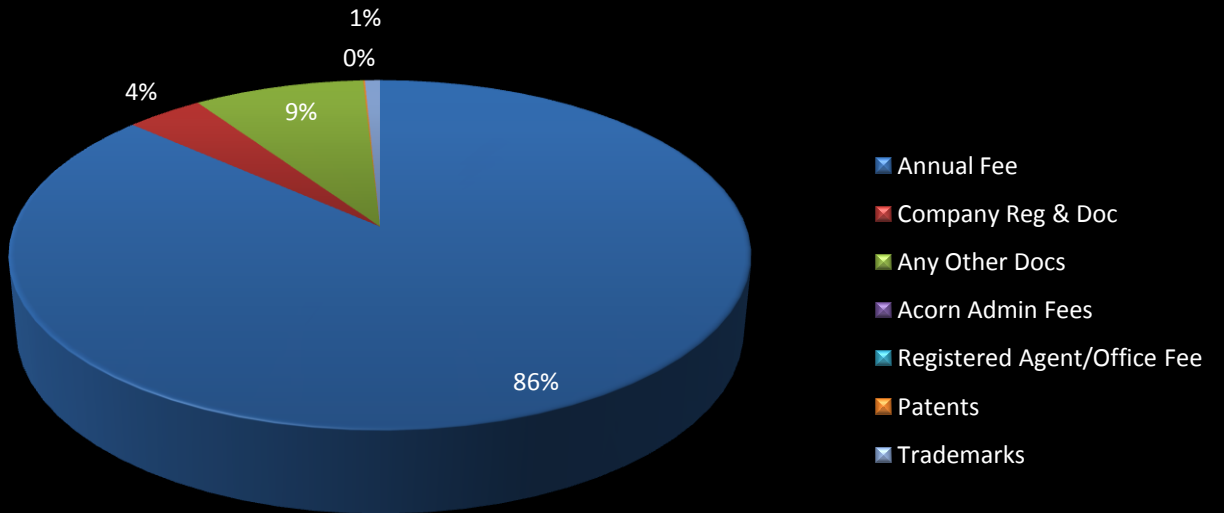


Figure 1 Revenue Analysis: another view



# ANGUILLA COMMERCIAL REGISTRY

As of December 31, 2017  
(Expressed in the Eastern Caribbean Dollar XCD)

Recurrent Expenditure	December \$	YTD \$
Personal Emoluments	32,076.00	374,023.67
Wages	-	-
Allowances	500.00	12,343.78
Local Travel & subsistence	129.03	2,498.16
International Travel & subsistence	-	147,984.24
Communication Expenses	-	7,311.60
Supplies & Materials	7,373.38	78,208.89
Subscriptions, Periodicals & Books	133.41	2,732.35
Maintenance Services	4,284.89	59,806.87
Professional & Consultancy Services (ACORN Tech)	-	630,001.17
Hosting & Entertainment	1,000.00	1,000.00
Training	-	-
Advertising	-	39,946.66
	<b>45,496.71</b>	<b>1,298,868.56</b>

## Monthly Expenditure

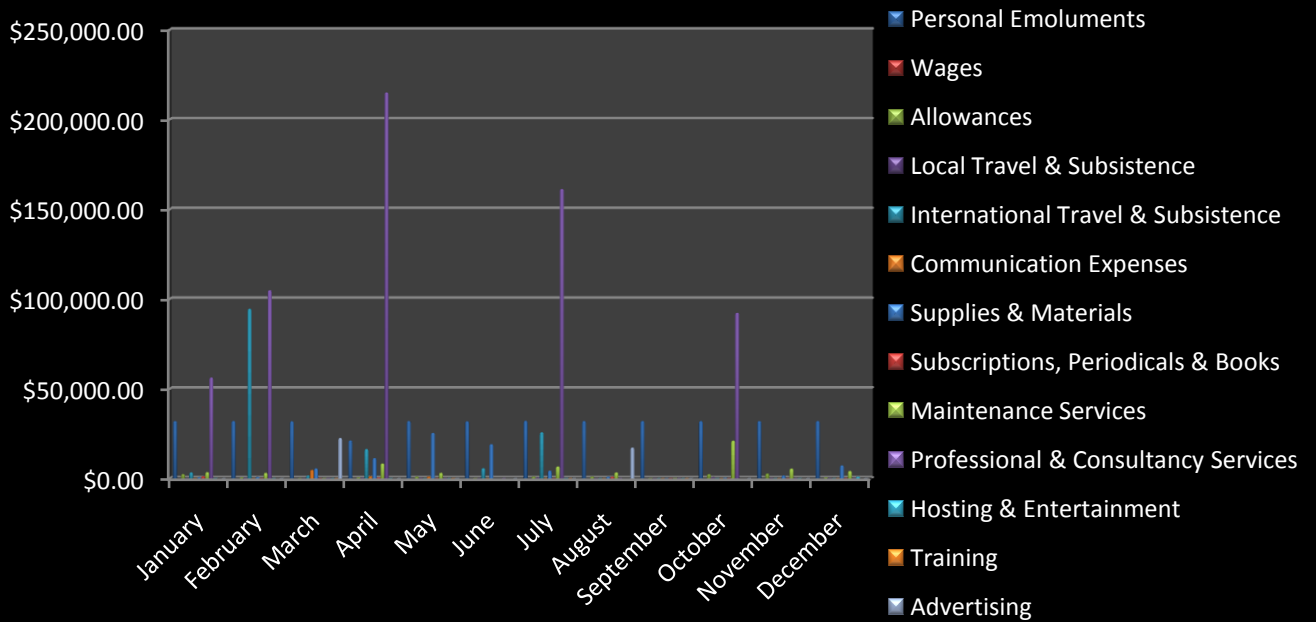
January	100,132.37
February	236,526.66
March	66,956.52
April	275,156.28
May	63,116.02
June	56,988.83
July	232,099.60
August	52,372.66
September	32,076.00
October	149,015.51
November	42,452.45
December	45,496.71
<b>Total Expenditure YTD</b>	<b>1,298,868.56</b>

**Table 2** Recurrent Expenditure



# ANGUILLA COMMERCIAL REGISTRY

## Monthly Comparison Recurrent Expenditure



## December 2017 Recurrent Expenditure

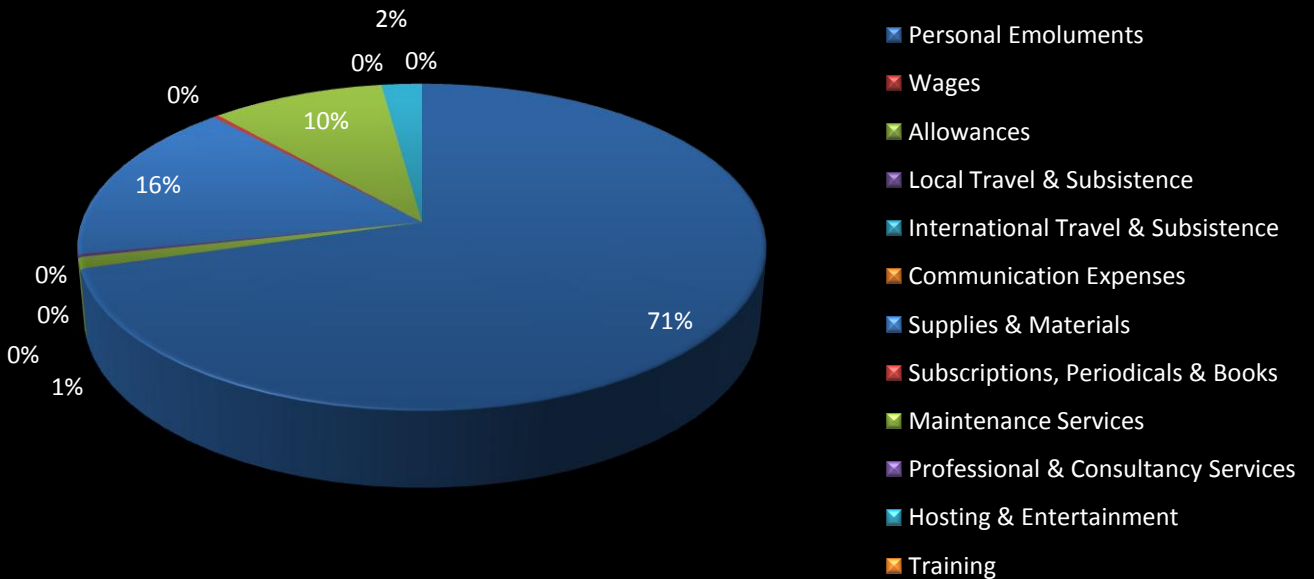


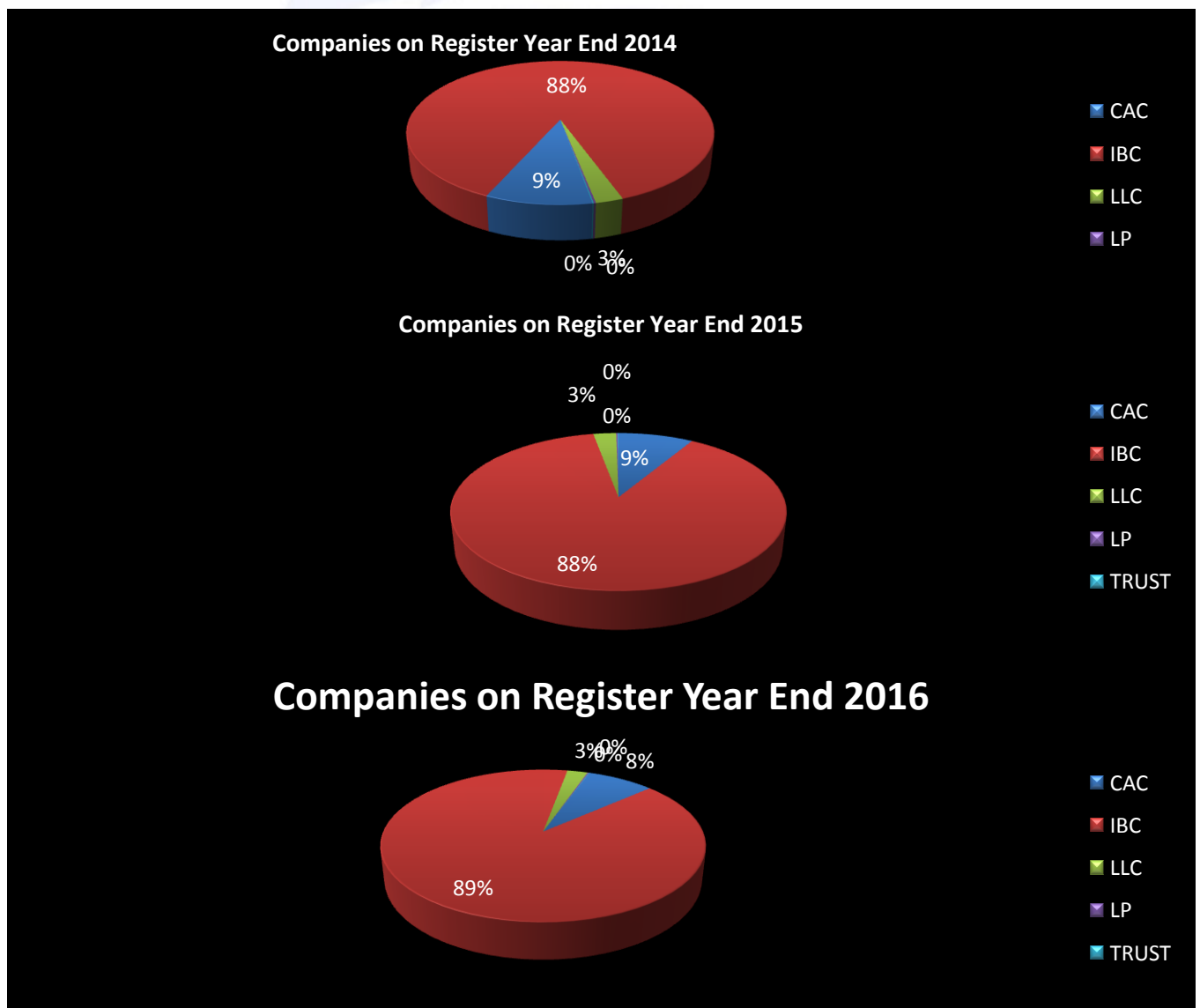
Figure 2 Recurrent Expenditure 2017: another view



# ANGUILLA COMMERCIAL REGISTRY

Company Description	Count Year End 2014	Count Year End 2015	Count Year End 2016
CAC	1785	1739	1737
IBC	17192	17845	19601
LLC	465	531	531
LP	35	37	40
TRUST	22	16	16
<b>Total</b>	<b>19045</b>	<b>20178</b>	<b>21925</b>

**Table 3** Total active Companies held on Register Year End 2014 2015 & 2016



**Figure 3** Total active Companies held on Register Year End 2014, 2015 & 2016: another view





# ANGUILLA COMMERCIAL REGISTRY

REGISTRATIONS & OTHER ENTITIES 2016									
MONTH	CAC REG	CON CAC	IBC REG	CON IBC	LLC/LP	CON LLC	FCREGN	FOUNDATIONS	TOTAL Incorporations
JANUARY	14	1	422	3	3	0	1	1	445
FEBRUARY	15	1	336	7	1	0	0	0	360
MARCH	18	0	374	2	3	0	1	14	412
APRIL	8	0	389	5	2	0	0	1	405
MAY	6	0	568	2	1	0	0	0	577
JUNE	3	2	703	2	5	0	0	3	718
JULY	8	2	622	3	4	0	0	1	640
AUGUST	5	0	301	2	4	0	0	1	313
SEPTEMBER	5	0	333	2	2	1	1	1	345
OCTOBER	7	0	269	1	4	0	0	3	284
NOVEMBER	5	0	320	6	4	0	0	1	336
DECEMBER	4	0	319	4	8	0	1	3	339
<b>TOTALS</b>	<b>98</b>	<b>6</b>	<b>4956</b>	<b>39</b>	<b>41</b>	<b>1</b>	<b>4</b>	<b>29</b>	<b>5174</b>

Table 4 REGISTRATIONS AND OTHER ENTITIES 2016

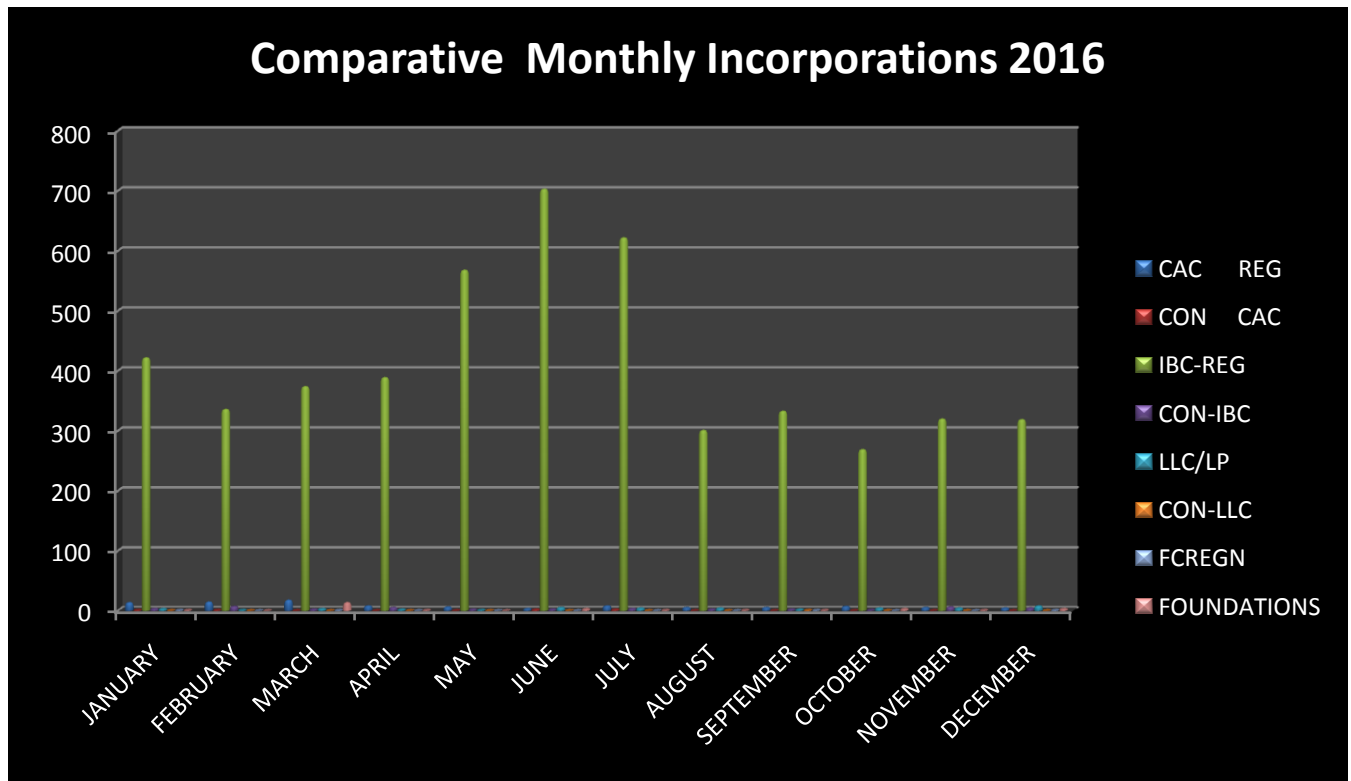


Figure 4 Column chart of registrations YTD 2016: another view



# ANGUILLA COMMERCIAL REGISTRY

REGISTRATIONS & OTHER ENTITIES 2017									
MONTH	CAC REG	CON CAC	IBC REG	CON IBC	LLC/LP	CON LLC	FCREGN	FOUNDATIONS	TOTAL Incorporations
JANUARY	6	3	459	2	1	0	0	0	471
FEBRUARY	7	1	334	0	3	0	0	2	347
MARCH	4	0	411	1	2	1	0	0	419
APRIL	7	1	344	5	2	0	0	1	360
MAY	7	1	412	14	4	0	2	1	441
JUNE	6	0	330	13	4	0	0	1	354
JULY	8	0	315	27	1	1	0	0	352
AUGUST	5	1	345	27	7	2	1	5	393
SEPTEMBER	0	1	178	11	0	0	0	1	191
OCTOBER	3	0	319	12	1	0	0	0	335
NOVEMBER	3	1	240	13	3	3	0	0	263
DECEMBER	4	0	331	9	3	0	2	0	349
<b>TOTALS</b>	<b>60</b>	<b>9</b>	<b>4018</b>	<b>134</b>	<b>31</b>	<b>7</b>	<b>5</b>	<b>11</b>	<b>4275</b>

Table 5 REGISTRATIONS AND OTHER ENTITIES 2017

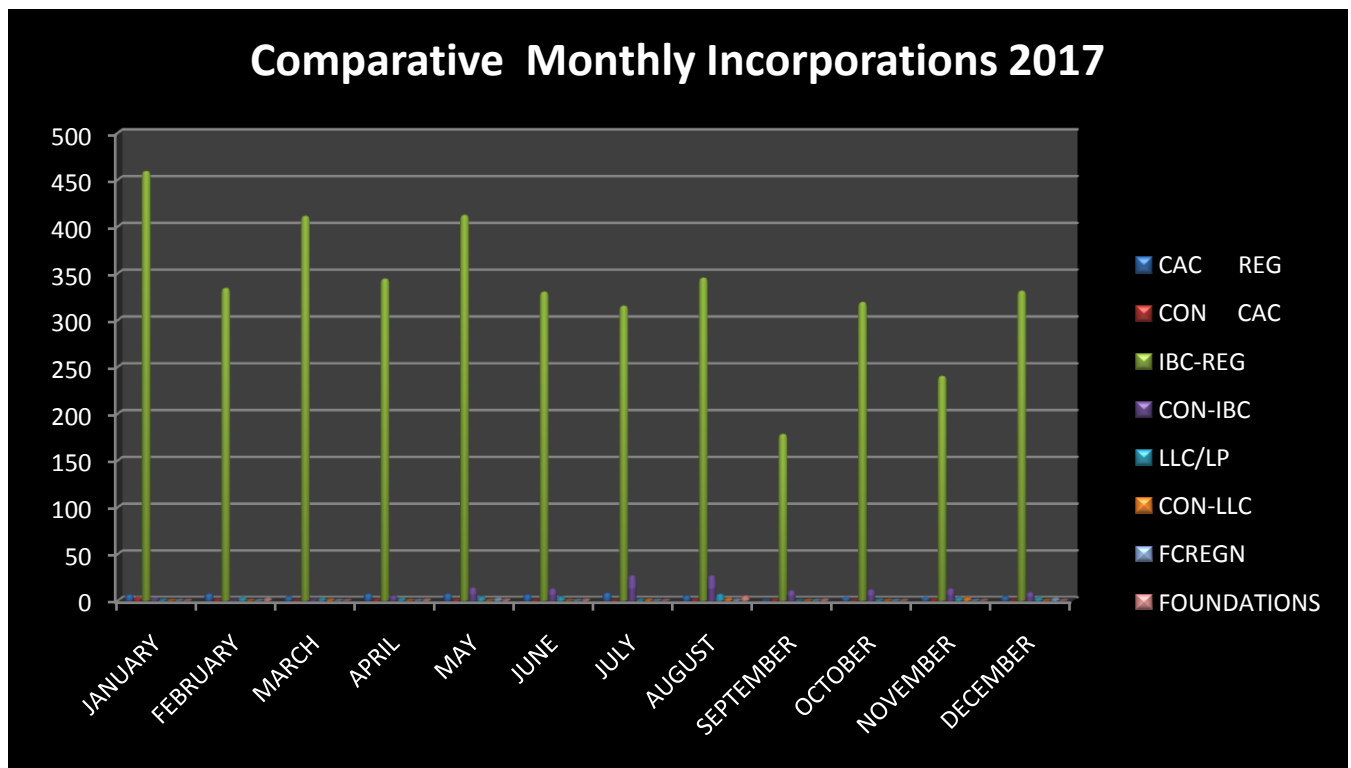


Figure 5 Column chart of registrations YTD 2017: another view



# ANGUILLA COMMERCIAL REGISTRY

**This page intentionally left blank**



*Table 6 ACORN Offshore agents' activity December 2017*



# ANGUILLA COMMERCIAL REGISTRY

**This page intentionally left blank**



*Figure 6 ACORN Offshore agents activity December 2017: another view*



# ANGUILLA COMMERCIAL REGISTRY

**This page intentionally left blank**



*Table 7 ACORN Onshore agents' activity December 2017*





# ANGUILLA COMMERCIAL REGISTRY

**This page intentionally left blank**



*Figure 7 ACORN Onshore agents' activity December 2017: another view*



# ANGUILLA COMMERCIAL REGISTRY

STRIKE OFF ACTION					
MONTH	Strike Off CAC	Strike Off IBC	Departures	LLC/LP Cancellations	TOTALS
JANUARY	0	28	14	3	45
FEBRUARY	0	30	11	0	41
MARCH	3	36	8	1	48
APRIL	2	14	4	0	20
MAY	2	29	1	0	32
JUNE	1	8	5	3	17
JULY	61	1536	5	0	1602
AUGUST	1	19	1	0	21
SEPTEMBER	0	8	1	0	9
OCTOBER	0	18	2	1	21
NOVEMBER	0	40	7	2	49
DECEMBER	2	30	16	6	54
TOTALS	72	1796	75	16	1959

Table 8 STRIKEOFF ACTION FOR 2017

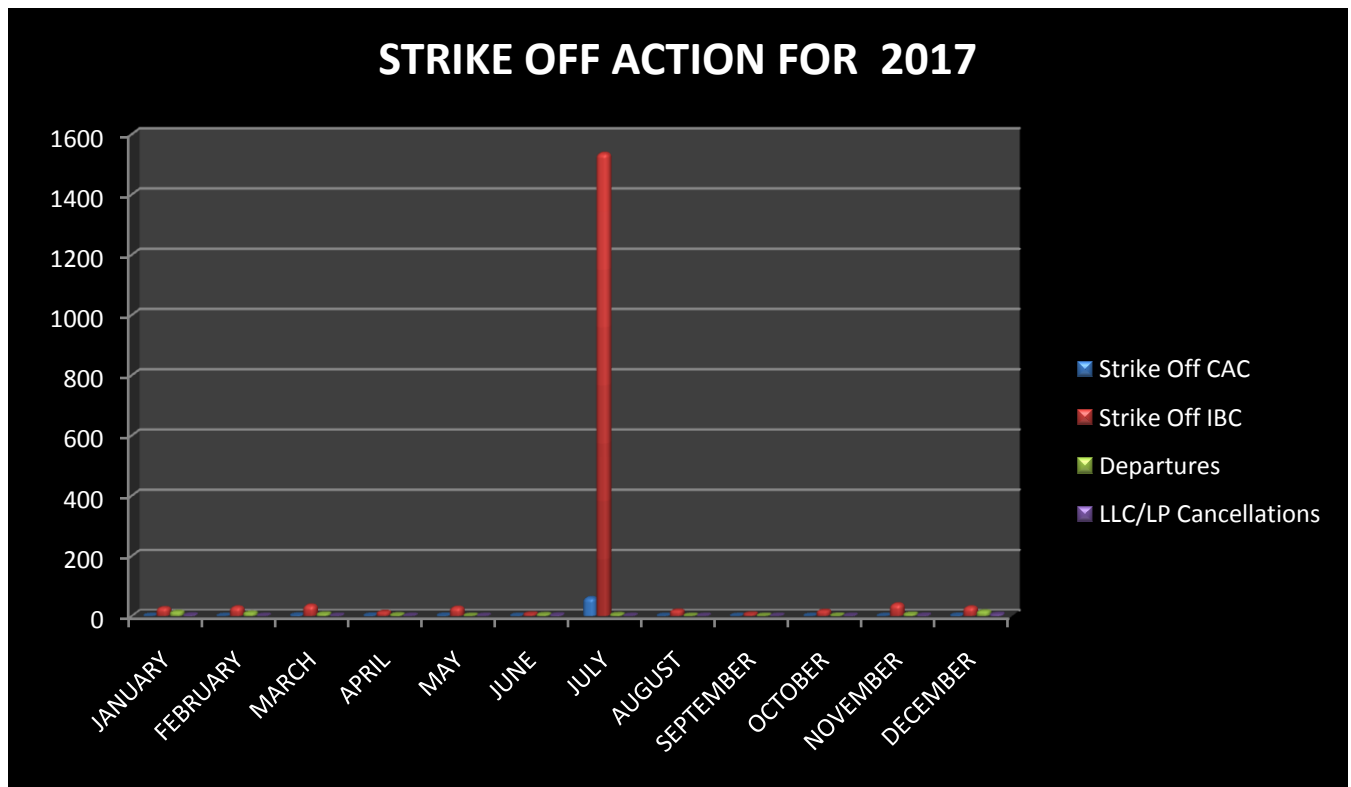


FIGURE 8 STRIKE OFF ACTION FOR 2017: another view



# ANGUILLA COMMERCIAL REGISTRY

REVIVAL & RESTORATION ACTIVITY 2017				
MONTH	REV CAC	REST IBC	REV LLC/LP	TOTALS
JANUARY	0	15	0	15
FEBRUARY	1	7	0	8
MARCH	3	31	1	34
APRIL	3	18	0	21
MAY	2	13	0	15
JUNE	0	27	0	27
JULY	0	27	0	27
AUGUST	1	29	0	30
SEPTEMBER	0	15	0	15
OCTOBER	6	18	0	24
NOVEMBER	1	12	0	13
DECEMBER	1	25	1	26
<b>TOTALS</b>	<b>18</b>	<b>237</b>	<b>2</b>	<b>257</b>

Table 9 REVIVAL & RESTORATION ACTIVITY FOR 2017

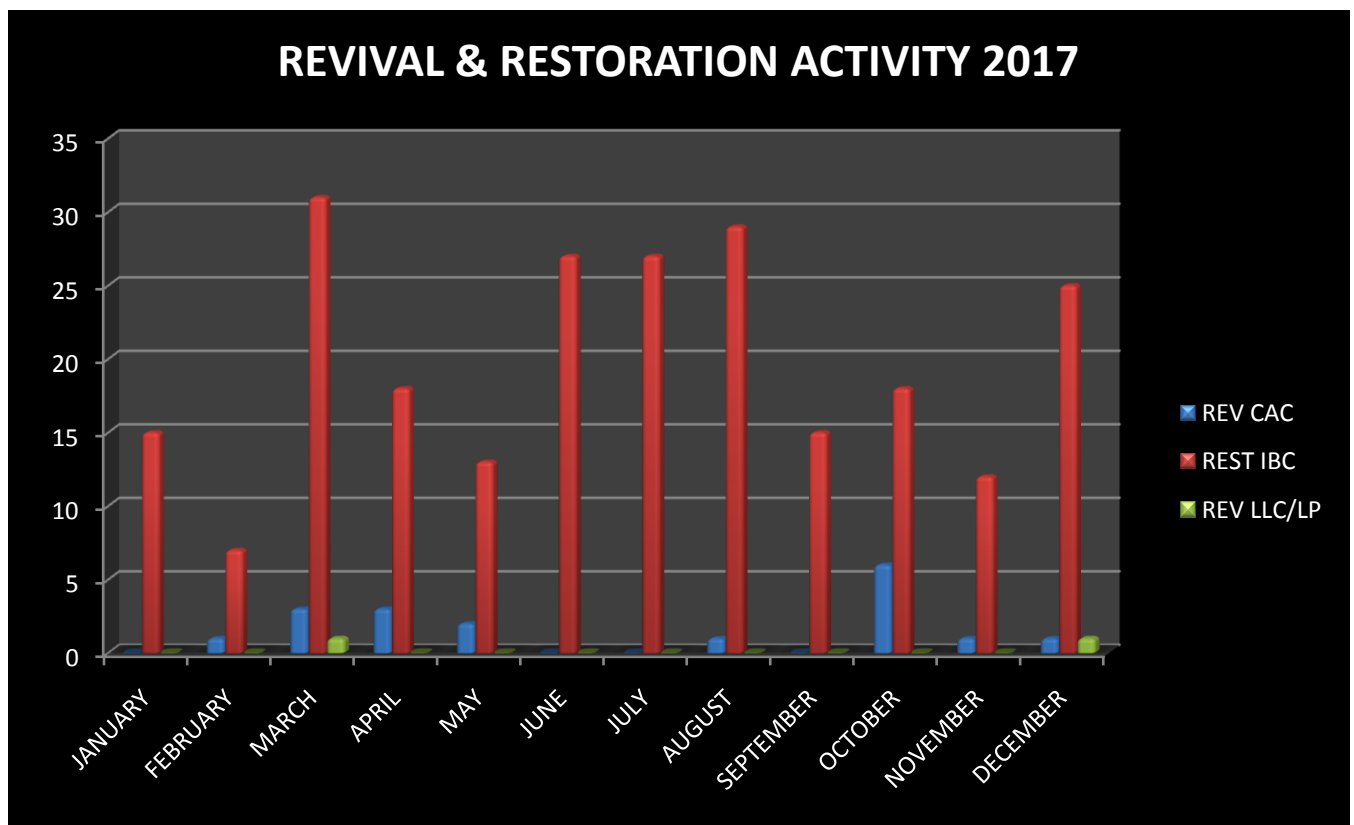


FIGURE 9 REVIVAL & RESTORATION ACTIVITY FOR 2017: another view



# ANGUILLA COMMERCIAL REGISTRY

INTELLECTUAL PROPERTY REGISTRATIONS 2017				
MONTH	PATENTS	TRADEMARKS (UK)	TRADEMARKS (LOCAL)	TOTAL REGISTRATIONS
JANUARY	0	0	11	11
FEBRUARY	3	10	8	21
MARCH	4	0	13	17
APRIL	1	0	9	10
MAY	0	0	10	10
JUNE	3	0	0	6
JULY	0	0	9	9
AUGUST	0	1	12	13
SEPTEMBER	0	0	2	2
OCTOBER	4	1	6	11
NOVEMBER	2	0	9	11
DECEMBER	2	0	13	15
<b>TOTAL YTD</b>	<b>19</b>	<b>12</b>	<b>102</b>	<b>136</b>

Table 10 Intellectual property activity YTD 2017

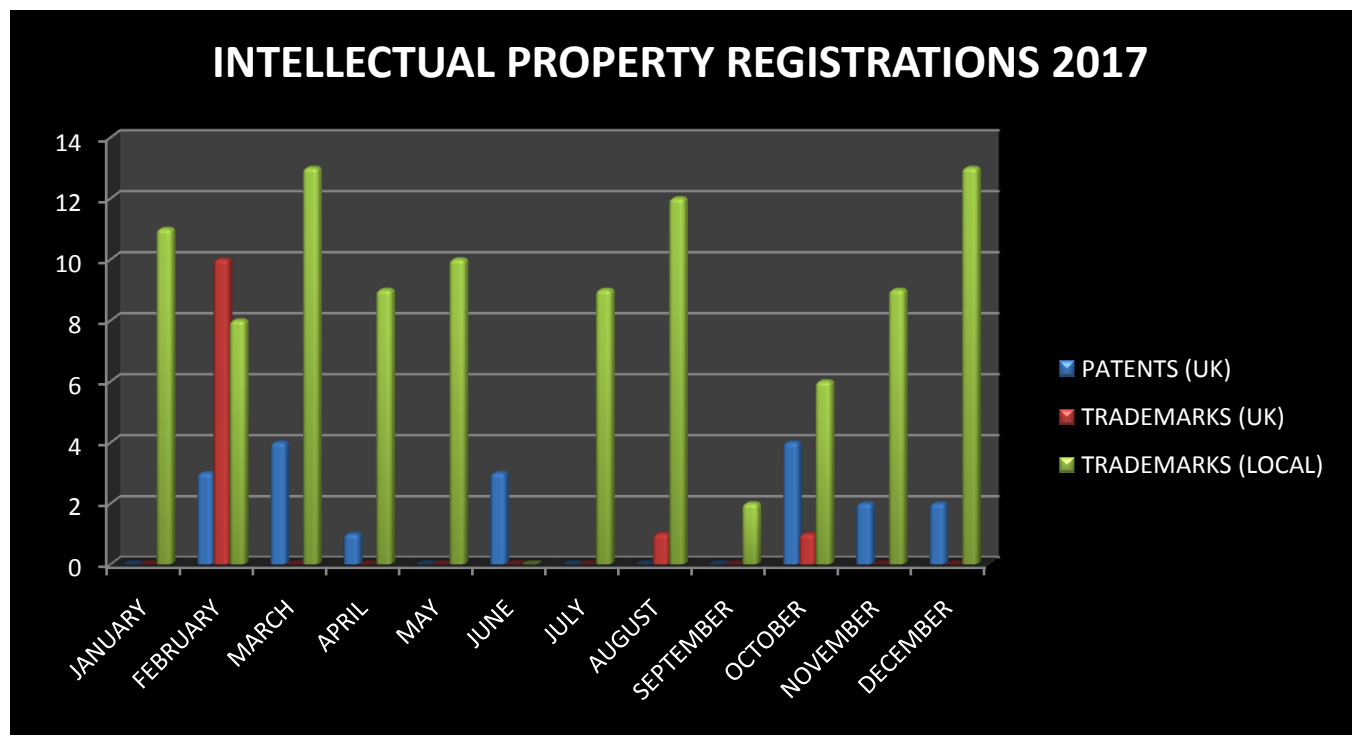


Figure 10 Intellectual property activities YTD 2017